



GENERAL PRACTICE ALERT STATE SITREP | 24.05.2024

LANCASHIRE & CUMBRIA DATA

GPAS STATUS

OPEL CONVERSION

CLINICAL ACTIVITY

RETURN RATE

OPEL

3

26/1000

44%

IMPORTANT FIGURES

555,317

MIN NUMBER OF PATIENTS COVERED BY AMBER + PRACTICES (1)

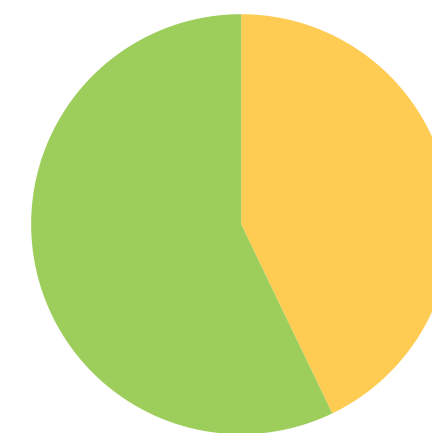
296,442

INDICATIVE NUMBER OF PATIENT CONTACTS IN GENERAL PRACTICE THIS WEEK (2)

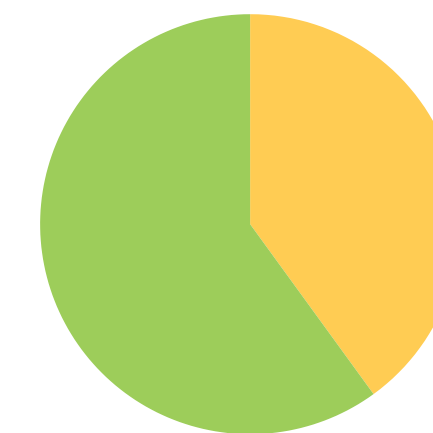
LOCALITY DATA

	GPAS STATUS	OPEL STATUS	CLINICAL ACTIVITY	RETURN RATES
Blackpool	Yellow	2	20/1000	44%
Fylde & Wyre	Yellow	2	31/1000	56%
Morecambe Bay	Orange	3	23/1000	45%
West Lancs	Insufficient responses			
Greater Preston	Yellow	2	27/1000	45%
Chorley & S. Ribble	Orange	3	22/1000	42%
East Lancs	Yellow	2	20/1000	42%
Blackburn W/Darwen	Insufficient responses			
North Cumbria	Yellow	2	30/1000	56%

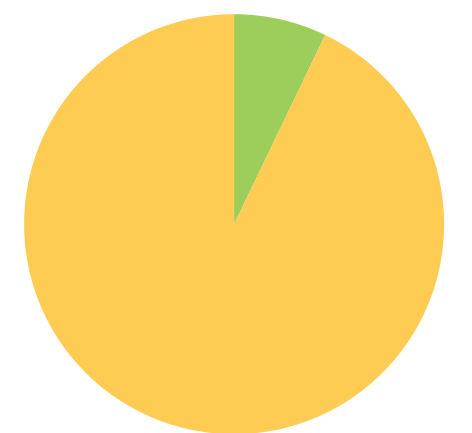
Blackpool




Fylde & Wyre



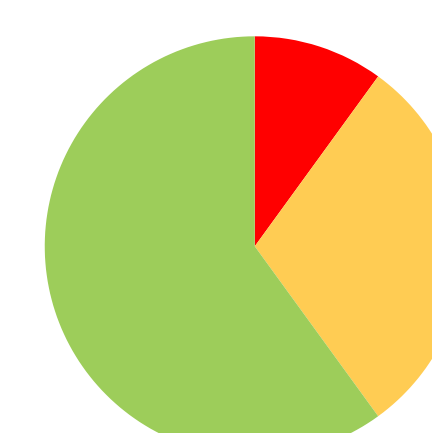
Morecambe Bay



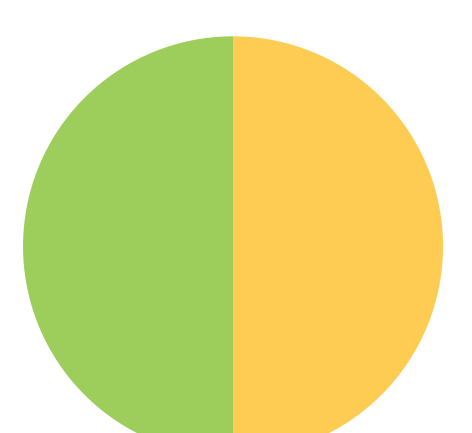
West Lancs



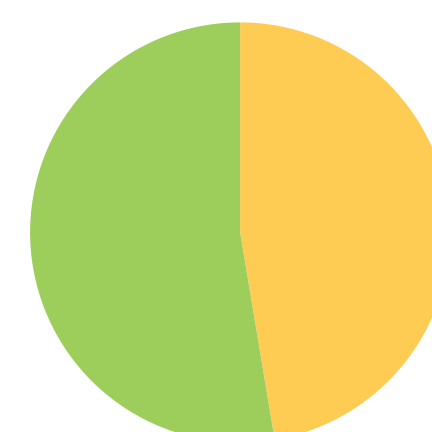
Greater Preston




Chorley & S. Ribble



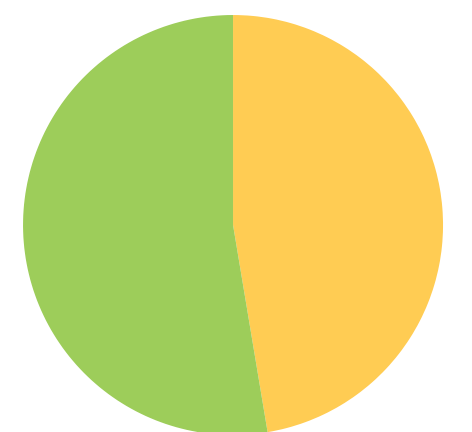
East Lancs



Blackburn W/Darwen



North Cumbria



A SELECTION OF THIS WEEK'S PRACTICE COMMENTS

Some pressure on service due to demand and continued clinician sickness- still managing to back fill with locum at present.

Struggling with admin staff absence, but clinically coping.

GPAS CHANGE SINCE LAST SITREP

	Last Week	This Week	Trend	Note
Blackpool			↓	OPEL 3 to OPEL 2
Fylde & Wyre			→	
Morecambe Bay				
West Lancs				
Greater Preston			→	
Chorley & S. Ribble				
East Lancs			→	
Blackburn W/Darwen				
North Cumbria			↓	OPEL 3 to OPEL 2

A QUICK GUIDE TO THE GPAS STATES

- BLACK** Practice will fail within one month. Urgent system intervention required.
- RED** Sustainable in the short term. Needs system support.
- AMBER** Sustainable in the medium term (6 months max). Probably needs system support.
- GREEN** Fully Sustainable.

LMC NOTE:

Please continue to share your data with us so that we can ensure the system is aware of any capacity and demand concerns pertaining to General Practice.

(1) This figure is accurate and is the sum of the list sizes submitting from those Practices registering as amber, Red and Black
 (2) This figure is approximate and calculated by using the clinical activity figure for Lancashire & Cumbria multiplied by 5